



Release Notes


8 July 2015

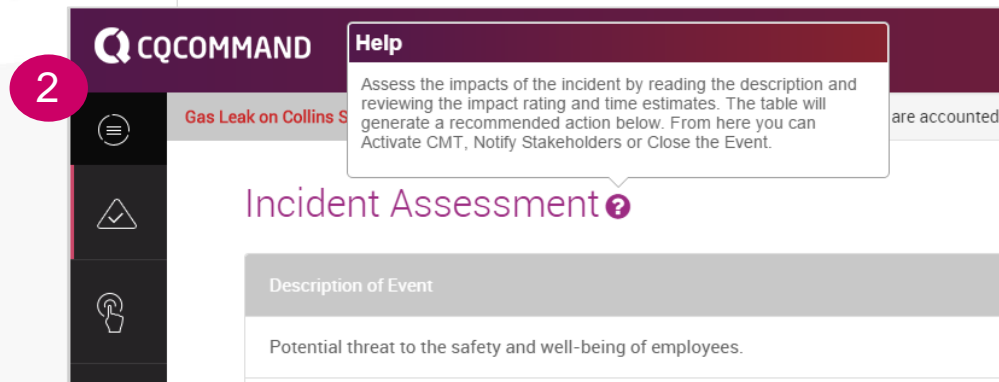
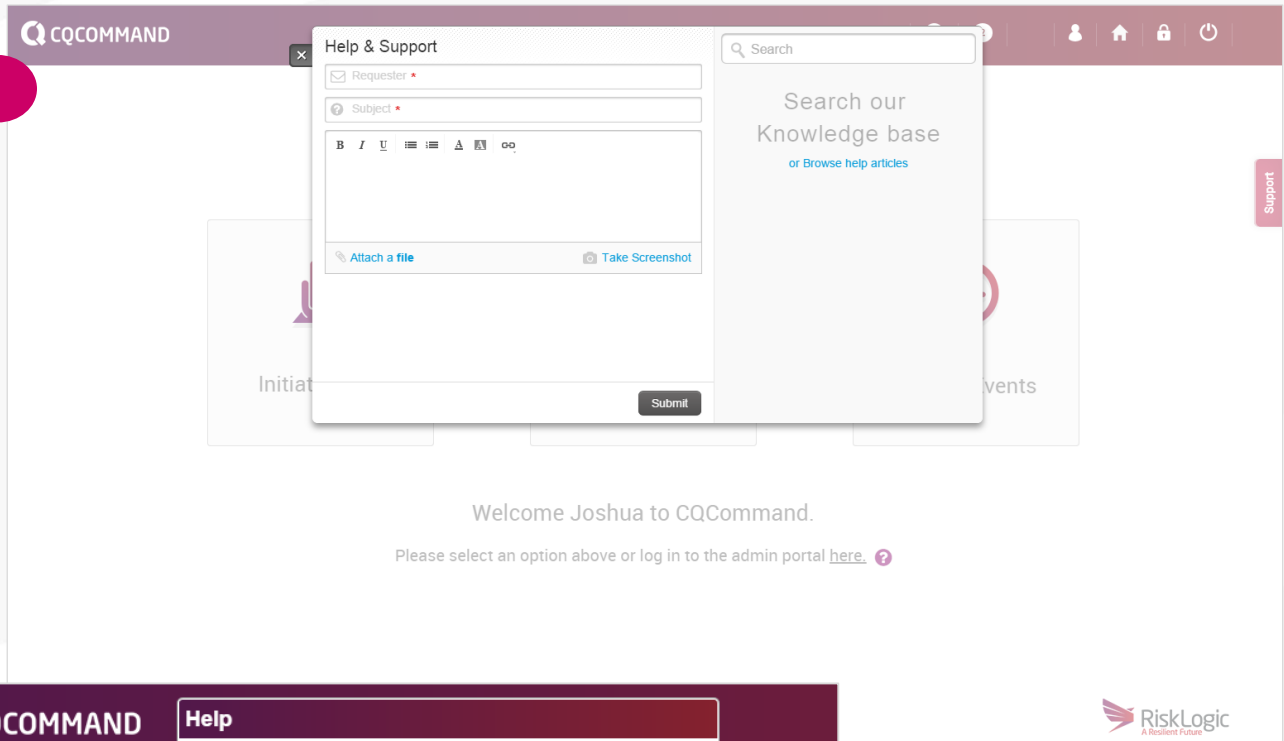


Current Release – Help & Support

1 Online Support is now available throughout the system by clicking on the tab on the right side of the screen.

You can complete a Support request for queries, and you can attach files and take a screen shot. Once you click Submit this will raise a ticket with the support team.

2 Help button now available on all screens in CQCommand and Admin Portal. Hover the mouse over the  for a section overview.



Current Release - User Setup

3 New **User Setup** section allows you to create users for the number of licence subscriptions in your account and allocate user roles in the same process.

4 You can create Administrators with full access to and/or CMT Members which will automatically populate the CMT group and notify the users of their login details.

The screenshot displays the RiskLogic User Setup interface. The top navigation bar includes the RiskLogic logo, a 'Go to CQCommand' link, a user profile 'Welcome Joshua', and a power icon. The main content area is divided into four tabs: Profile, Emergency Management, CQCommand, and Reports. The 'User Setup' section is active, showing a table of existing users and a form for adding a new user.

User Setup Table:

Name	User Role	Email	Phone Number	Action
Madeleine Gin	CMT Member	mgin@risklogic.com.au	0407344286	
Brad Law	CMT Member	blaw@risklogic.com.au	0407948502	
Daniel Shields	CMT Member	dshields@risklogic.com.au	0408638772	
Joshua Shields	Administrator, CMT Member	jshields@risklogic.com.au	0410502820	
Anita Gover	Administrator, CMT Member	agover@risklogic.com.au	0400560030	

User Setup Form:

The form is titled 'User Setup' and includes a sidebar with links to Company Details, Users Setup (active), Services, Notes, and Change Password. The main form fields are:

- Name*:** Madeleine Gin
- Job Title*:** (empty text area)
- Email*:** mgin@risklogic.com.au
- Mobile Phone*:** 0407344286 (with a note 'Please enter area code')
- Work Phone*:** (with a note 'Please enter area code')
- User Roles:** ☐ Administrator, ☒ CMT Member, ☐ Non-Active

Buttons at the bottom: Update, Cancel.

Current Release - Site Details

5 New section in the Admin Portal called **Site Details** allows you to enter all of your operational/business sites.

6 Sites will then be available to select as the 'impacted site' in CQCommand when creating a new event.

The screenshot displays the RiskLogic Admin Portal and the CQCommand interface. The Admin Portal (top) features a sidebar with navigation options: Incident Assessment, Crisis Command Centres, Site Details (highlighted), Impact Assessment, Communication Templates, Client Documents, Crisis Action Plan, Crisis Meeting Agenda, Contact Groups, and Contacts. The main content area shows the 'Sites Details' section with a table of sites and an 'Add New' button.

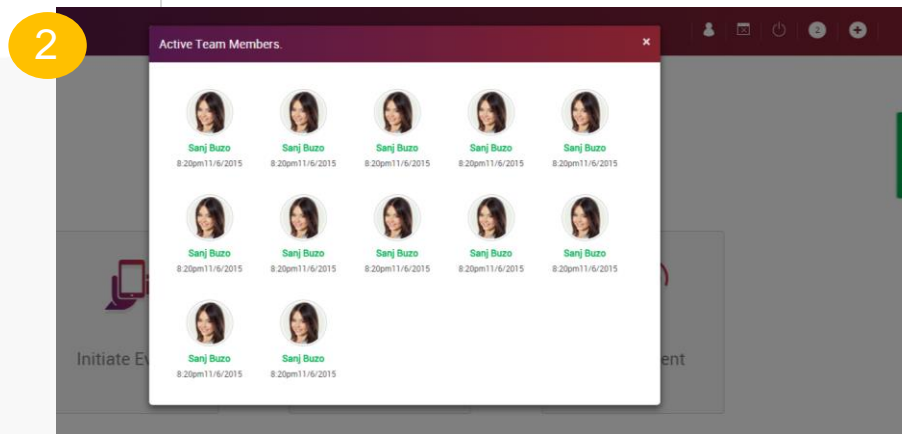
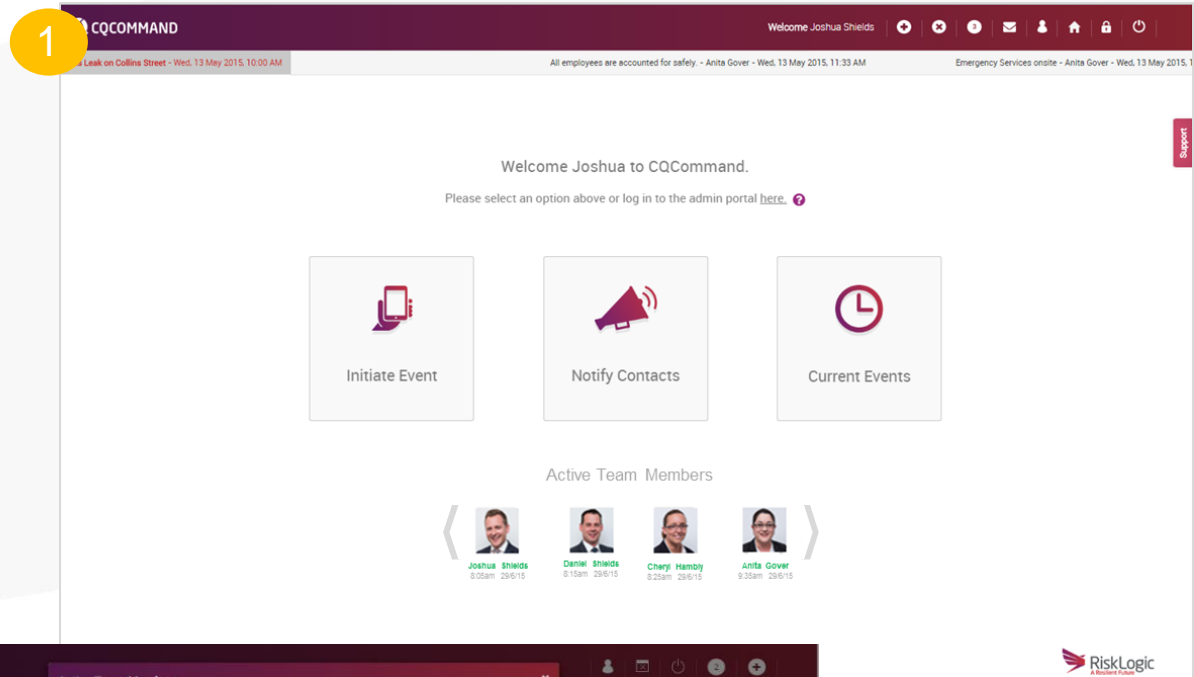
Site Name	Address	City	State	Postal Code	Contact Name	Contact Phone	Action
Test Site	Mohali	Chandigarh	Punjab	2356	CFName CLName	1234567890	Edit Delete

The CQCommand interface (bottom) shows the 'New Event' form. The form includes fields for Event Name, Description, Impacted Site (dropdown menu), and Date/Time (calendar, hour, minute, and AM/PM dropdowns). A 'Create' button is at the bottom.

Next Release (August 2015): Active Team Members

1 New dashboard **Active Team Member** section will allow you to see which Crisis Team Members have responded as available and who is active in the system.

2 The **Active Team Member** functionality will also be extended across the system in a pop-up window by clicking on the green Active Team tab on the right side of the screen.



Next Release (August 2015): 2 Way Notification

3 New full 2 way messaging capability to access message recipient replies from the system. This will include extensive message filtering and reporting.

4 2 way options will include Yes/No responses for roll-call purposes or free text responses so you can create a communication chain with selected recipients.

3

3

4

4

The screenshot displays the CQCOMMAND web interface. At the top, a header bar shows the user 'Welcome Joshua Shields' and a status bar indicates 'Gas Leak on Collins Street - Wed, 13 May 2015, 10:00 AM'. A sidebar on the left contains various icons for navigation. The main content area is titled 'Message Log' and shows a list of messages. A message from 'Anita Gover' is selected, and its details are shown on the right, including the message body and a table of recipients and their responses.

Message Log

Jun 26, 2015 11:36 PM
Subject: RiskLogic Notification
Contact Groups: Crisis Management Team
No. of Contacts: 6
Sender: Anita Gover

Message Body
This message is to notify you that a crisis has been declared and your presence is required at the crisis command centre. Please respond with your availability.

+ Filter + Filter + Filter + Filter + Filter

ID	Recipient	Number	Email	Status	Time	Response	Reply
H34	Anita Gover	0410522258	agover@risklogic.com.au	Delivered	09:30 29/6/15	YES	VIEW
H34	Daniel Shields	0415454888	dshields@risklogic.com.au	Delivered	09:30 29/6/15	NO	VIEW
H34	Thomas Muff	0411554844	Tmuff@risklogic.com.au	Delivered	09:30 29/6/15	NO	VIEW
H34	Brad Law	0405887896	blaw@risklogic.com.au	Undelivered	09:30 29/6/15	-	VIEW
H34	Cheryl Hambly	0415487545	chambly@risklogic.com.au	Delivered	09:30 29/6/15	YES	VIEW
H34	Mark Bond	0484875406	mbond@risklogic.com.au	Delivered	09:30 29/6/15	YES	VIEW

RESEND REPLY NEW MESSAGE REPORT

4

ID	Recipient	Number	Email	Status	Time	Response	Reply
H34	Anita Gover	0410522258	agover@risklogic.com.au	Delivered	09:30 29/6/15	YES	VIEW

Reply: Currently on route to alternate site. Will contact John on arrival.

ID	Recipient	Number	Email	Status	Time	Response	Reply
H34	Daniel Shields	0415454888	dshields@risklogic.com.au	Delivered	09:30 29/6/15	NO	VIEW
H34	Thomas Muff	0411554844	Tmuff@risklogic.com.au	Delivered	09:30 29/6/15	NO	VIEW
H34	Brad Law	0405887896	blaw@risklogic.com.au	Undelivered	09:30 29/6/15	-	VIEW

RESEND REPLY NEW MESSAGE REPORT

Contact Us

We would love to hear from you if you have any questions or suggestions relating to CQCommand.

Contact Us:

Anita Gover

Technology Manager

Phone: 1300 731 138

Email: support@cqcommand.com

www.cqcommand.com

